

## Table of contents

---

<b>Sentrion® v5.3.0.....</b>	<b>2</b>
News in v5.3.0.....	2
Corrections in v5.3.0 .....	2
Known limitations in v5.3.0.....	3
Sub unit version requirements in v5.3.0 .....	3
Known upgrade limitations .....	4
Compatibility with v5.3.0 .....	4
<b>Sentrion® v5.2.0.....</b>	<b>6</b>
News in v5.2.0.....	6
Corrections in v5.2.0 .....	6
Known limitations in v5.2.0.....	7
Sub unit version requirements in v5.2.0 .....	7
Known upgrade limitations .....	8
Compatibility with v5.2.0 .....	8
<b>Sentrion® v5.1.2.....</b>	<b>10</b>
Corrections in v5.1.2 .....	10
<b>Sentrion® v5.1.0.....</b>	<b>11</b>
News in v5.1.0.....	11
Corrections in v5.1.0 .....	11
Known limitations in v5.1.0.....	11
Sub unit version requirements in v5.1.0 .....	12
Known upgrade limitations .....	12
Compatibility with v5.1.0 .....	12
<b>Sentrion v4.9.0: Upgrade procedure when using the “Encrypted with authentication” protocol.....</b>	<b>14</b>
If <i>Encrypted with authentication</i> is used.....	14
If <i>Encrypted with authentication</i> and remote features are used .....	15

### Sentrion® v5.3.0

---

#### News in v5.3.0

- Unclosed alarms no longer prevent setting. That means that sections in normal state with unclosed alarms will be set normally instead of forced. Sections that are configured to inhibit maintain previous functionality.
- Extended support for external connections using hostname. Please note that restarting the unit is recommended if the IP address associated with the hostname changes when global functions are used.
- Support for Axis units (cameras) has been removed.
- DHCP client ID is now based on the unit hostname. The hostname has the format s4-[Primary network card MAC address].
- The new Sentrion web interface has been further developed but is still a Technical Preview in v5.3.0 since some features are still missing. The missing features mainly include more advanced configuration facilities such as section configuration and local programming. For that reason, Sentrion units in stand alone mode *must not* be upgraded to v5.3.0.

Notable changes since v5.2.0 include:

- Alarm management – please note that the page must be reloaded to show changes and that Acknowledge and Restore operations are carried out when you click Save.
- Presence zones – please note that the page must be reloaded to show changes.
- New system functions – *Locate*, *Factory reset*, *Clear database* and *Remove pairing*. These functions were previously only available using Sentrion manager or an external system.
- Configuration files can now be added on card readers and control panels to download configuration data to the units.
- Log pages have been reworked.
- Improved handling and presentation of certificates.
- Reworked English and Swedish translations.
- Security features have been updated.
- Logins are now valid per web browser rather than per tab.

#### Corrections in v5.3.0

- The global control panel function could overload the system in rare cases and cause further issues.
- The wrong person could be logged when force setting a remote alarm area.
- Stricter handling of objects created by an external system with fewer possibilities of deleting such objects using the web interface.
- Web browsers could not reconnect to Sentrion Display pages after clearing the database.
- Message timeout in Sentrion Display was erroneously set in seconds. They are now set in minutes.
- The web interface could not display the IP address when DHCP was used.
- Automatic logout interval for the web interface now defaults to 10 minutes when creating an operator.
- External system could reconnect to the unit without first clearing the database after a Cleanup external system had been performed.
- Updated CA root certificates for improved compatibility with mail servers etc.

## Sentrion® v5 - Release Notes Rev 9

- Logging – Local debug log could be prematurely truncated. More items will now be available when using the Load history feature in Sentrion manager.
- Logging – Both access cards are now logged when using dual card access in combination with operator approval.
- Alarm transmission – Alarms could be unnecessarily retransmitted when using the ISA2000 protocol.
- Alarm transmission – Alarm transmitter could stop responding when using the Safetel protocol.
- Sanity check – Some issues have been eliminated and diagnostic information has been added.
  - Additional information is now logged for sanity check alarms to make it easier to identify errors.
  - A case where storage space could run out due to unnecessary disk writes has been eliminated.
  - System restart could be delayed after error detection.

### Known limitations in v5.3.0

- The Sentrion web interface v5.3.0 - Technical preview provides limited functionality in this release. Sentrion units in stand alone mode *must not* be upgraded to v5.3.0.
- Upgrading from an earlier 5.x version using Sentrion manager may fail if network loss occurs during the first phase of the upgrade process (before the unit reboots automatically). If this happens the unit will automatically restore the previous version when rebooted. Once rebooted a new upgrade can be started.
- Rebooting a Sentrion unit clears any existing Sentrion Display messages.
- Finnish translation of the web interface is missing.
- A newly created Entry/Exit section that is force armed does not indicate this in the area status. Works properly once the DSS line has been restarted. Only applicable to sections that have just been created.
- OSDP locks: Inputs must be configured as Unbalanced for reporting to work correctly.
- In some cases when upgrading DSS devices in Sentrion Manager (Advanced mode) several deprecated firmware versions are shown. If the list of available firmware versions includes versions beginning with 3 and versions beginning with 1 then the versions beginning with 1 are deprecated. The upgrade process will not complete successfully if a deprecated version is selected and the current version will remain installed.

### Sub unit version requirements in v5.3.0

The following versions are required for proper functionality of DSS units:

- DSS-Door2 (firmware: v1.10 or later required, v3.4 or later recommended)
- DSS-IO82 (firmware: v1.6 or later required, v3.4 or later recommended)
- DSS-IO28 (firmware: v1.6 or later required, v3.4 or later recommended)
- DSS-IO21 (firmware: v1.6 or later required, v3.4 or later recommended)
- DSS19-IO85 (firmware: v1.12 or later required, v3.4 or later recommended)
- DSS-Touch (firmware: v4.0 or later required, v5.1 or later recommended)
- DSS-Ace (firmware: v1.2 or later required, v1.5 or later recommended)
- DSS-MUX (firmware: v1.6 or later required, v3.4 or later recommended)
- DSS-Door (firmware: v2.13 or later required, v2.17 or later recommended)
- DSS-Door485 (firmware: v2.13 or later required, v2.17 or later recommended)
- DSS19-IO (firmware: v2.13 or later required, v2.17 or later recommended)

## Sentrion® v5 - Release Notes Rev 9

NOTE that DSS version 1.13 has previously been blacklisted because it can affect other units on the same line in some configurations!

If the site has older firmware in their DSS units than what is listed above, these can easily be upgraded using Sentrion Manager (v3.3.0 or later). All recent firmware files for all DSS types, except for DSS-Touch, are available in the Sentrion firmware.

Upgrades can be performed either on the individual unit or on a complete RS-485 line. The upgrade feature automatically suggests the recommended firmware version for each unit (see list above).

### Known upgrade limitations

Upgrading from an earlier 5.x version using Sentrion manager may fail if network loss occurs during the first phase of the upgrade process (before the unit reboots automatically). If this happens the unit will automatically restore the previous version when rebooted. Once rebooted a new upgrade can be started.

Not all units support upgrading over RS-485. These units are Milletechnik power supplies, Swanson power supplies, Aperio devices and DSS-Touch. DSS Touch is upgraded using a USB connection. Please refer to the respective manufacturer's documentation for information on upgrading other products.

Upgrading Sentrion units using the protocol **Encrypted with authentication** requires a specific upgrade procedure if the unit is running a version earlier than v4.9.0 (see *Sentrion v4.9.0: Upgrade procedure when using the "Encrypted with authentication" protocol*). Sentrion Manager v4.9.0 is required.

Downgrading to Sentrion v4.9.1 or earlier is not recommended if the "Encrypted with authentication" protocol is used, due to updated certificate management. Please contact support if issues arise.

### Compatibility with v5.3.0

#### Sentrion hardware

Sentrion version v5.3.0 can only be installed on Sentrion S4 and Sentrion S4-Duo.

#### Pacom Unison

v5.8.0 or later is required.

Latest available version is recommended for full functionality.

#### Sentrion: Remote features

As of v5.2.0 a new compatibility requirement is introduced that requires all units that use remote features (remote links, global control panels, global alarm transmitters) must be running the same firmware version.

#### Web browsers

Current versions of Firefox, Chrome and Edge (Internet Explorer (IE) mode is not supported).





## Sentrion® v5 - Release Notes Rev 9

### Sentrion Manager

Sentrion Manager v3.3.0 or later is required. v4.9.0 or later is recommended for full functionality. Note: Sentrion Manager v4.9.0 or later is **required** for upgrading to Sentrion v5.3.0 in some cases (see *Sentrion v4.9.0: Upgrade procedure when using the "Encrypted with authentication"* for more information).

### Pacom 8707 card reader

PACOM 8707 version 56.76 or later and DSS firmware v3.4 or later are required for full functionality.

### Chiron IRIS Touch 440/640

Chiron IRIS Touch 440/640 firmware v1.19.12 or later is required.

### Dualtech alarm transmitter

Dualtech firmware v3.2.1.7 or later is required.

### AddSecure DC (Safetel) alarm transmitter

Contact AddSecure for information on units and versions that support the ISA2000 protocol.

### Milleteknik power supply with DSS support

To integrate a Milleteknik power supply with Sentrion/DSS its firmware must be version 4.18 or 4.29.6 or newer. Versions 4.19 through 4.29.5 have known issues concerning addressing using the DIP switch that cause address collisions on the DSS line. Separate documentation (*Sentrion Technical Information 20200904 - Milleteknik PSU integration*) describing the different power supply variants, firmware versions, and Sentrion support is available.

Contact Milleteknik for up-to-date information on firmware versions.

### Swanson Gari G1/G2 power supply/battery backup

Gari G1/G2 is a power supply that provides uninterrupted power to 24VDC burglary and access control systems. Integration with Sentrion requires fw v1.0.0, but v1.8.0 or later is recommended.

For more information on Gari see:

[www.swansonstelemekanik.se/produkter/certifierade-produkter/inbrottslarm---ssf---gari](http://www.swansonstelemekanik.se/produkter/certifierade-produkter/inbrottslarm---ssf---gari)

### Sentrion® v5.2.0

---

#### News in v5.2.0

- Limited mode for alarm transmitters and alarm area outputs:  
This feature makes it possible to use local programming and schedules to control when alarm transmission and alarm area output activation is available (independent of the alarm area set status).  
Methods have been implemented on alarm transmitter nodes and alarm area nodes to control if alarm profiles are in unlimited or limited mode, and for each line in the alarm profile configuration of alarm transmitters and alarm area outputs you can set in what modes the line is valid.  
A typical use case for the feature is to suppress alarm transmission for some types of alarms during the day (independent of the set state of the alarm area) because they are handled by personnel on site.
- 802.1X authentication:  
Sentrion now supports network authentication using Radius servers and certificate management using NDES servers. 802.1X authentication is configured in the Sentrion web interface.
- Certificate management for the web interface:  
When changing the certificate type (generated or uploaded) the previous certificate is now saved to make changing back to the earlier certificate type possible without losing the last used certificate.
- Sentrion web interface 5.2.0 – Technical preview:  
The Sentrion web interface is currently undergoing a complete re-implementation on top of a new modern platform. The goal is to provide a user friendly and powerful interface that is easy to use and provides a good overview of the current state of the system. The web interface is still incomplete in this version, but we deem it complete enough to give users a picture of what it will look and behave like when fully implemented. Notably missing features include alarm management and more advanced configuration facilities such as section configuration and local programming. A key focus for upcoming releases is optimization to improve the performance of the web interface.
- The underlying software platform has been updated to provide improved security features and better performance with reduced memory use.
- The previous *recommendation* that all concerned Sentrion units run the same firmware version when using remote features is now a *requirement* as of v5.2.0.

#### Corrections in v5.2.0

- Sanity check feature – Some issues have been eliminated and diagnostic information has been added.
  - A case where an alarm required a reboot to be resettable has been fixed.
  - Sentrion could previously unnecessarily trigger an alarm about too large log files.
  - Additional information is now logged for sanity check alarms to make it easier to identify errors.
- Reestablishing remote links after network issues is now more robust.
- Night locks – Miscellaneous error corrections for the night lock feature in Sentrion. The changes primarily affect door environments and elevator floors.
  - *Night lock forced* was previously reported instead of or in addition to *Door open too long* in some cases where a passage took too long to complete. Now a passage is not

## Sentrion® v5 - Release Notes Rev 9

considered completed until the night lock input returns to normal as well. This scenario is now covered by the *Door open too long alarm* rather than *Night lock forced*. Please note that *Door open too long* is not usually configured as a 24 hour alarm as opposed to *Night lock forced*.

- Active door sensor or lock input could in some cases prevent a *Night lock forced* alarm.
- *Night lock forced alarms* could in some situations be falsely triggered by initiating a passage but never opening the door.
- Local programming – a case where the evaluation of criteria could fail has been corrected. This correction has also resulted in improved system performance.

### Known limitations in v5.2.0

- The Sentrion web interface 5.2.0 – Technical preview provides limited functionality in this release. Sentrion units in stand alone mode *must not* be upgraded to v5.2.0.
- Rebooting a Sentrion unit clears any existing Sentrion Display messages.
- Performing a Clear database command from Unison requires that any token-based operator logins are re-authenticated (e.g. Sentrion Display pages).
- Finnish translation of the web interface is missing.
- A newly created Entry/Exit section that is force armed does not indicate this in the area status. Works properly once the DSS line has been restarted. Only applicable to sections that have just been created.
- OSDP locks: Inputs must be configured as Unbalanced for reporting to work correctly.
- In rare cases simultaneously powering on a Sentrion unit, a PACOM 8707 card reader and the DSS it is connected to may cause the screen of the card reader to not update correctly. Can be addressed by programmatically disabling and enabling the relevant DSS unit.
- In some cases when upgrading DSS devices in Sentrion Manager (Advanced mode) several deprecated firmware versions are shown. If the list of available firmware versions includes versions beginning with 3 and versions beginning with 1 then the versions beginning with 1 are deprecated. The upgrade process will not complete successfully if a deprecated version is selected and the current version will remain installed.

### Sub unit version requirements in v5.2.0

The following versions are required for proper functionality of DSS units:

- DSS-Door2 (firmware: v1.10 or later required, v3.4 or later recommended)
- DSS-IO82 (firmware: v1.6 or later required, v3.4 or later recommended)
- DSS-IO28 (firmware: v1.6 or later required, v3.4 or later recommended)
- DSS-IO21 (firmware: v1.6 or later required, v3.4 or later recommended)
- DSS19-IO85 (firmware: v1.12 or later required, v3.4 or later recommended)
- DSS-Touch (firmware: v4.0 or later required, v5.1 or later recommended)
- DSS-Ace (firmware: v1.2 or later required, v1.5 or later recommended)
- DSS-MUX (firmware: v1.6 or later required, v3.4 or later recommended)
- DSS-Door (firmware: v2.13 or later required, v2.17 or later recommended)
- DSS-Door485 (firmware: v2.13 or later required, v2.17 or later recommended)
- DSS19-IO (firmware: v2.13 or later required, v2.17 or later recommended)

NOTE that DSS version 1.13 has previously been blacklisted because it can affect other units on the same line in some configurations!

## Sentrion® v5 - Release Notes Rev 9

If the site has older firmware in their DSS units than what is listed above, these can easily be upgraded using Sentrion Manager (v3.3.0 or later). All recent firmware files for all DSS types, except for DSS-Touch, are available in Sentrion v5.2.0.

Upgrades can be performed either on the individual unit or on a complete RS-485 line. The upgrade feature automatically suggests the recommended firmware version for each unit (see list above).

### Known upgrade limitations

Not all units support upgrading over RS-485. These units are Milletechnik power supplies, Swanson power supplies, Aperio devices and DSS-Touch. DSS Touch is upgraded using a USB connection. Please refer to the respective manufacturer's documentation for information on upgrading other products.

Upgrading Sentrion units using the protocol **Encrypted with authentication** requires a specific upgrade procedure if the unit is running a version earlier than v4.9.0 (see *Sentrion v4.9.0: Upgrade procedure when using the "Encrypted with authentication" protocol*). Sentrion Manager v4.9.0 is required.

Downgrading to Sentrion v4.9.1 or earlier is not recommended if the "Encrypted with authentication" protocol is used, due to updated certificate management. Please contact support if issues arise.

### Compatibility with v5.2.0

#### Sentrion hardware

Sentrion version v5.2.0 can only be installed on Sentrion S4 and Sentrion S4-Duo.

#### Pacom Unison

v5.8.0 or later is required.

v5.11.6 SP1 or later is recommended for full functionality.

#### Sentrion: Remote features

As of v5.2.0 a new compatibility requirement is introduced that requires all units that use remote features (remote links, global control panels, global alarm transmitters) must be running the same firmware version.

#### Web browsers

Current versions of Firefox, Chrome and Edge (Internet Explorer (IE) mode is not supported).

#### Sentrion Manager

Sentrion v5.2.0 requires Sentrion Manager v3.3.0 or later. v4.9.0 or later is recommended for full functionality. Note: Sentrion Manager v4.9.0 or later is **required** for upgrading to Sentrion v5.2.0 in some cases (see *Sentrion v4.9.0: Upgrade procedure when using the "Encrypted with authentication"* for more information).





## Sentrion® v5 - Release Notes Rev 9

### **Pacom 8707 card reader**

PACOM 8707 version 56.76 or later and DSS firmware version 3.4 or later are required for full functionality.

### **Chiron IRIS Touch 440/640**

Chiron IRIS Touch 440/640 firmware v1.19.12 or later is required.

### **Dualtech alarm transmitter**

Dualtech firmware v3.2.1.7 or later is required.

### **AddSecure DC (Safetel) alarm transmitter**

Contact AddSecure for information on units and versions that support the ISA2000 protocol.

### **Milletechnik power supply with DSS support**

To integrate a Milletechnik power supply with Sentrion/DSS its firmware must be version 4.18 or 4.29.6 or newer. Versions 4.19 through 4.29.5 have known issues concerning addressing using the DIP switch that cause address collisions on the DSS line. Separate documentation (*Sentrion Technical Information 20200904 - Milletechnik PSU integration*) describing the different power supply variants, firmware versions, and Sentrion support is available.

Contact Milletechnik for up-to-date information on firmware versions.

### **Swanson Gari G1/G2 power supply/battery backup**

Gari G1/G2 is a power supply that provides uninterrupted power to 24VDC burglary and access control systems. Integration with Sentrion requires fw v1.0.0, but v1.8.0 is recommended.

For more information on Gari see:

[www.swansonstelemekanik.se/produkter/certifierade-produkter/inbrottslarm---ssf---gari](http://www.swansonstelemekanik.se/produkter/certifierade-produkter/inbrottslarm---ssf---gari)

### Sentrion® v5.1.2

---

#### Corrections in v5.1.2

- Common Name (CN) etc in autogenerated certificates in Sentrion has been updated for improved compatibility with properly configured web browsers.
- Includes a fix to automatically correct a situation where Sentrion S4 would report the wrong memory size.
- An issue where an operator supervision could report the wrong status has been fixed.

Sentrion v5.1.2 is a point release and only includes the critical changes listed above. For further information about the version see the *Sentrion® v5.1.0* chapter below.

### Sentrion® v5.1.0

---

#### News in v5.1.0

- Updated software platform based on .NET6: The modernized framework provides new development opportunities with a specific focus on improved security features.
- Updated web interface: The Sentrion web interface has been rebuilt from the ground up for modernized features, and improved security and appearance. Please note that only features critical for the Sentrion Display feature are implemented in this release.
- Sentrion Display: Sentrion now supports web-based message display. Screens with built-in web browsers can connect to Sentrion and show the current set of messages. Adding and removing messages are implemented as commands available for use when creating alarm actions and other types of programming.
- Operator supervision: It is now possible to monitor whether operators are logged in to the web interface or not. The monitoring is event based to facilitate use when creating alarm actions and other types of programming.
- Token-based authentication of operators: The Sentrion web interface now supports token-based login without user interaction.
- Certificate management for the web interface: It is now possible to either generate new certificates or upload your own. Please note that for security reasons a new web interface certificate is always generated during upgrade from versions older than 5.1.0.
- Operator settings: Settings for the operator admin are now preserved when performing a Clear database command. This change has been introduced to improve security. A complete factory reset is now required to reset admin settings (including password) to default.

#### Corrections in v5.1.0

- Updating the firmware of the PACOM 8707 card reader could fail during the first attempt if Encryption was set to Scrambling on the DSS unit the card reader was connected to.

#### Known limitations in v5.1.0

- The web interface only provides limited functionality in this release. Sentrion units in stand alone mode *must not* be upgraded to v5.1.0.
- Rebooting a Sentrion unit clears any existing Sentrion Display messages.
- Performing a Clear database command from Unison requires that any token-based operator logins are re-authenticated (e.g. Sentrion Display pages).
- A newly created *Entry/Exit* section that is force armed does not indicate this in the area status. Works properly once the DSS line has been restarted. Only applicable to sections that have just been created.
- OSDP locks: Inputs must be configured as *Unbalanced* for reporting to work correctly.
- In rare cases simultaneously powering on a Sentrion unit, a PACOM 8707 card reader and the DSS it is connected to may cause the screen of the card reader to not update correctly. Can be addressed by programmatically disabling and enabling the relevant DSS unit.
- In some cases when upgrading DSS devices in Sentrion Manager (Advanced mode) several deprecated firmware versions are shown. If the list of available firmware versions includes versions beginning with 3 and versions beginning with 1 then the versions beginning with 1 are deprecated. The upgrade process will not complete successfully if a deprecated version is selected and the current version will remain installed.

## Sentriion® v5 - Release Notes Rev 9

### Sub unit version requirements in v5.1.0

The following versions are required for proper functionality of DSS units:

- DSS-Door2 (firmware: v1.10 or later required, v3.4 or later recommended)
- DSS-IO82 (firmware: v1.6 or later required, v3.4 or later recommended)
- DSS-IO28 (firmware: v1.6 or later required, v3.4 or later recommended)
- DSS-IO21 (firmware: v1.6 or later required, v3.4 or later recommended)
- DSS19-IO85 (firmware: v1.12 or later required, v3.4 or later recommended)
- DSS-Touch (firmware: v4.0 or later required, v5.1 or later recommended)
- DSS-Ace (firmware: v1.2 or later required, v1.5 or later recommended)
- DSS-MUX (firmware: v1.6 or later required, v3.4 or later recommended)
- DSS-Door (firmware: v2.13 or later required, v2.17 or later recommended)
- DSS-Door485 (firmware: v2.13 or later required, v2.17 or later recommended)
- DSS19-IO (firmware: v2.13 or later required, v2.17 or later recommended)

NOTE that DSS version 1.13 has previously been blacklisted because it can affect other units on the same line in some configurations!

If the site has older firmware in their DSS units than what is listed above, these can easily be upgraded using Sentriion Manager (v3.3.0 or later). All recent firmware files for all DSS types, except for DSS-Touch, are available in Sentriion v5.1.0.

Upgrades can be performed either on the individual unit or on a complete RS-485 line. The upgrade feature automatically suggests the recommended firmware version for each unit (see list above).

### Known upgrade limitations

Not all units support upgrading over RS-485. These units are Milletechnik power supplies, Swanson power supplies, Aperio devices and DSS-Touch. DSS Touch is upgraded using a USB connection. Please refer to the respective manufacturer's documentation for information on upgrading other products.

Upgrading Sentriion units using the protocol **Encrypted with authentication** requires a specific upgrade procedure if the unit is running a version earlier than v4.9.0 (see *Sentriion v4.9.0: Upgrade procedure when using the "Encrypted with authentication" protocol*). Sentriion Manager v4.9.0 is required.

Downgrading to Sentriion v4.9.1 or earlier is not recommended if the "Encrypted with authentication" protocol is used, due to updated certificate management. Please contact support if issues arise.

### Compatibility with v5.1.0

#### Sentriion hardware

Sentriion v5.1.0 can only be installed on Sentriion S4 and Sentriion S4-Duo.



## Sentrion® v5 - Release Notes Rev 9

### Pacom Unison

v5.8.0 or later is required.

v5.10.4 with Sentrion driver patch v1.21.8315.20077 is required for the Sentrion Display feature.

v5.11.4 or later is recommended for full functionality (excluding the Sentrion Display feature).

### Sentrion: Remote features combined with protocol Encrypted with authentication

v5.1.0 has the same compatibility limitations for remote features (remote links, global control panels, global alarm transmitters) as v4.9.1. I.e., if remote features are used in combination with the Encrypted with authentication protocol all units must be upgraded to v4.9.0 or later. v5.1.0 is recommended.

### Web browsers

Current versions of Firefox, Chrome and Edge (please note that Internet Explorer mode is not supported).

### Sentrion Manager

Sentrion v5.1.0 requires Sentrion Manager v3.3.0 or later. v4.9.0 or later is recommended for full functionality. Note: Sentrion Manager v4.9.0 or later is **required** for upgrading to Sentrion v5.1.0 in some cases (see *Sentrion v4.9.0: Upgrade procedure when using the "Encrypted with authentication"* for more information).

### Pacom 8707 card reader

Sentrion v5.1.0 requires PACOM 8707 version 56.76 or later and DSS firmware version 3.4 or later for full functionality.

### Chiron IRIS Touch 440/640

Sentrion v5.1.0 requires Chiron IRIS Touch 440/640 firmware v1.19.12 or later.

### Dualtech alarm transmitter

Sentrion v5.1.0 requires Dualtech firmware v3.2.1.7 or later.

### AddSecure DC (Safetel) alarm transmitter

Contact AddSecure for information on units and versions that support the ISA2000 protocol.

### Milleteknik power supply with DSS support

To integrate a Milleteknik power supply with Sentrion/DSS its firmware must be version 4.18 or 4.29.6 or newer. Versions 4.19 through 4.29.5 have known issues concerning addressing using the DIP switch that cause address collisions on the DSS line. Separate documentation (*Sentrion Technical Information 20200904 - Milleteknik PSU integration*) describing the different power supply variants, firmware versions, and Sentrion support is available.

Contact Milleteknik for up-to-date information on firmware versions.

### Swanson Gari G1/G2 power supply/battery backup

Gari G1/G2 is a power supply that provides uninterrupted power to 24VDC burglary and access control systems. Integration with Sentrion requires fw v1.0.0, but v1.8.0 is recommended.

For more information on Gari see:

[www.swansonstelemekanik.se/produkter/certifierade-produkter/inbrottslarm---ssf---gari](http://www.swansonstelemekanik.se/produkter/certifierade-produkter/inbrottslarm---ssf---gari)

### Sentrion v4.9.0: Upgrade procedure when using the “Encrypted with authentication” protocol

---

Sentrion version 4.9.0 upgrades the communication security between Sentrion and PACOM Unison and between Sentrion units when remote features are used. Some special actions must therefore be taken when upgrading Sentrion units that use the “Encrypted with authentication” protocol because of the strict security requirements of the protocol.

The upgrade instructions are divided into two variants. If you are unsure if any remote features are used, the “If *Encrypted with authentication* and remote features are used” procedure is recommended.

Follow the instructions in “If *Encrypted with authentication* is used” if the Sentrion unit uses the “Encrypted with authentication” protocol but not any remote feature (i.e., the unit does not use any features provided by other Sentrion units and other Sentrion units do not use any features provided by the unit).

Follow the instructions in “If *Encrypted with authentication* and remote features are used” if the Sentrion unit uses the “Encrypted with authentication” protocol and remote feature (i.e., the unit uses features provided by other Sentrion units or other Sentrion units use features provided by the unit).

Sentrion Manager 4.9.0 (or later) is required since it is the first release that supports the feature “Break Unison pairing”. The feature is required for the upgrade process.

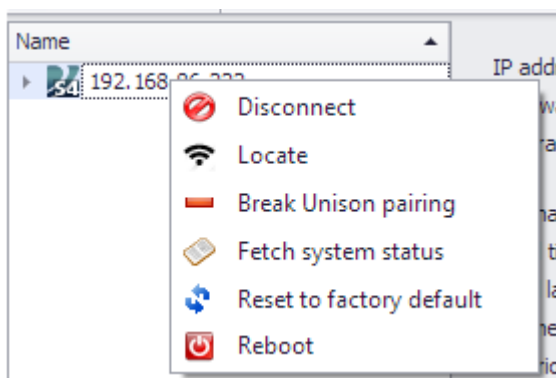
All steps described in the upgrade processes below should be performed on a secure network.

#### *If Encrypted with authentication is used*

##### **Sentrion Manager**

Perform the following steps in **Sentrion Manager 4.9.0**

- Upgrade the Sentrion unit to 4.9.0
- Wait for Sentrion Manager to reconnect to the unit and then another 2 minutes
- Select “Break Unison pairing” for the unit (right click on the Sentrion unit node)



## Sentriion® v5 - Release Notes Rev 9

### PACOM Unison

Perform the following steps in PACOM Unison. **Please note that PACOM Unison will not be able to reconnect to the Sentriion unit until the following steps have been performed.**

- Change the protocol to "Encrypted" for the Sentriion unit
- Wait for PACOM Unison to reconnect to the unit
- Change the protocol to "Encrypted with authentication" for the unit
- Wait for PACOM Unison to reconnect to the unit

The settings are available in the Explorer. Select the Sentriion unit node, Properties tab, Settings section.

The screenshot shows the PACOM Unison software interface. The top bar contains tabs for Properties, Events (19), Actions, Dependencies, Scheduled Commands, and Notes. The main window is divided into two sections: Properties and Settings. The Properties section shows fields for Name (Sentriion), Description, Instruction (a dropdown menu), Node Tags, and an Enable checkbox (checked). The Settings section has three sub-tabs: Installation, Section, and Local Actions. The Installation sub-tab is active, showing Communication Settings. These settings include Version (Type: S4, Version: 4.9.0), IP Address (192.168.86.222), Enable Secondary IP Address (unchecked), Secondary IP Address, Central Unit Type (Sentriion), Protocol (Encrypted), Unison Certificate (Legacy (S2), Unencrypted, Encrypted, Encrypted with authentication), and Sentriion Certificate. A Generate New button is located next to the certificate dropdowns. The bottom of the Settings section shows an Advanced Settings tab.

### If Encrypted with authentication and remote features are used

Use the following procedure if any of the listed features are used in combination with the *Encrypted with authentication* protocol:

- Remote alarm transmitter (alarm transmitter connected to another Sentriion)
- Remote control panel (control panel connected to another Sentriion)
- Remote links

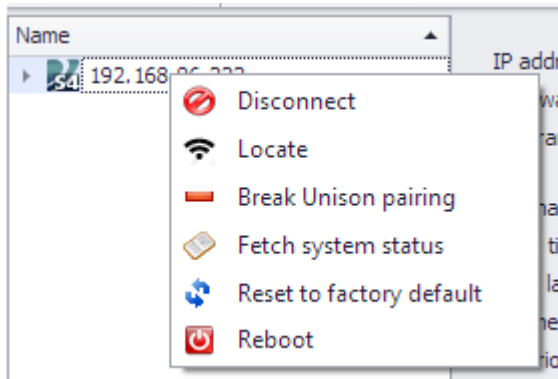
**Please note that all Sentriion units that communicate with each other (using remote features) must be upgraded to 4.9.0 using this procedure for the communication to be restored.**

## Sentrion® v5 - Release Notes Rev 9

### Sentrion Manager

Perform the following steps in Sentrion Manager 4.9.0 for each Sentrion unit

- Upgrade the Sentrion unit to 4.9.0
- Wait for Sentrion Manager to reconnect to the unit and then another 2 minutes
- Select “Break Unison pairing” for the unit (right click on the Sentrion unit node)



### PACOM Unison

Perform the following steps in PACOM Unison for each Sentrion unit. **Please note that PACOM Unison will not be able to reconnect to the Sentrion unit until the following steps have been performed.**

- Change the protocol to “Encrypted” for the Sentrion unit
- Wait for PACOM Unison to reconnect to the unit
- Change the protocol to “Encrypted with authentication” for the unit
- Wait for PACOM Unison to reconnect to the unit

The settings are available in the Explorer. Select the Sentrion unit node, Properties tab, Settings section.



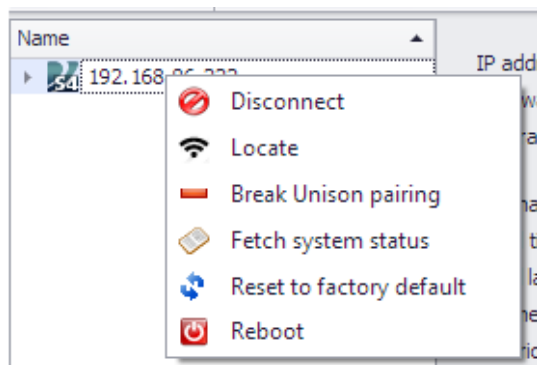
## Sentrion® v5 - Release Notes Rev 9

The screenshot shows the Sentrion Manager interface. The top bar includes tabs for Properties, Events (19), Actions, Dependencies, Scheduled Commands, and Notes. The Properties window is open, showing fields for Name (Sentrion), Description, Instruction, and Node Tags. The Enable checkbox is checked. Below the Properties window is the Settings window, which has tabs for Installation, Section, and Local Actions. The Installation tab is active, showing Communication Settings. The Version is S4, Version: 4.9.0. The IP Address is 192.168.86.222, with an IPv6 checkbox. The Enable Secondary IP Address checkbox is unchecked. The Secondary IP Address field is empty, with an IPv6 checkbox. The Central Unit Type is set to Sentrion. The Protocol is set to Encrypted, with a dropdown menu showing options: Legacy (S2), Unencrypted, Encrypted, and Encrypted with authentication. A Generate New button is visible. The Advanced Settings tab is also visible at the bottom.

### Sentrion Manager

Perform the following step in Sentrion Manager for each Sentrion unit

- Restart the Sentrion unit (right click on the Sentrion unit node)



### Note

Please note that more types of alarms can be triggered during this process compared to a regular upgrade. For example:

- Communication fault for remote links
- Communication fault for remote alarm transmitters